



NOTE:
 1. OVERALL DIMENSION MAY VARY ±.12
 2. REF:BMP257A-A00



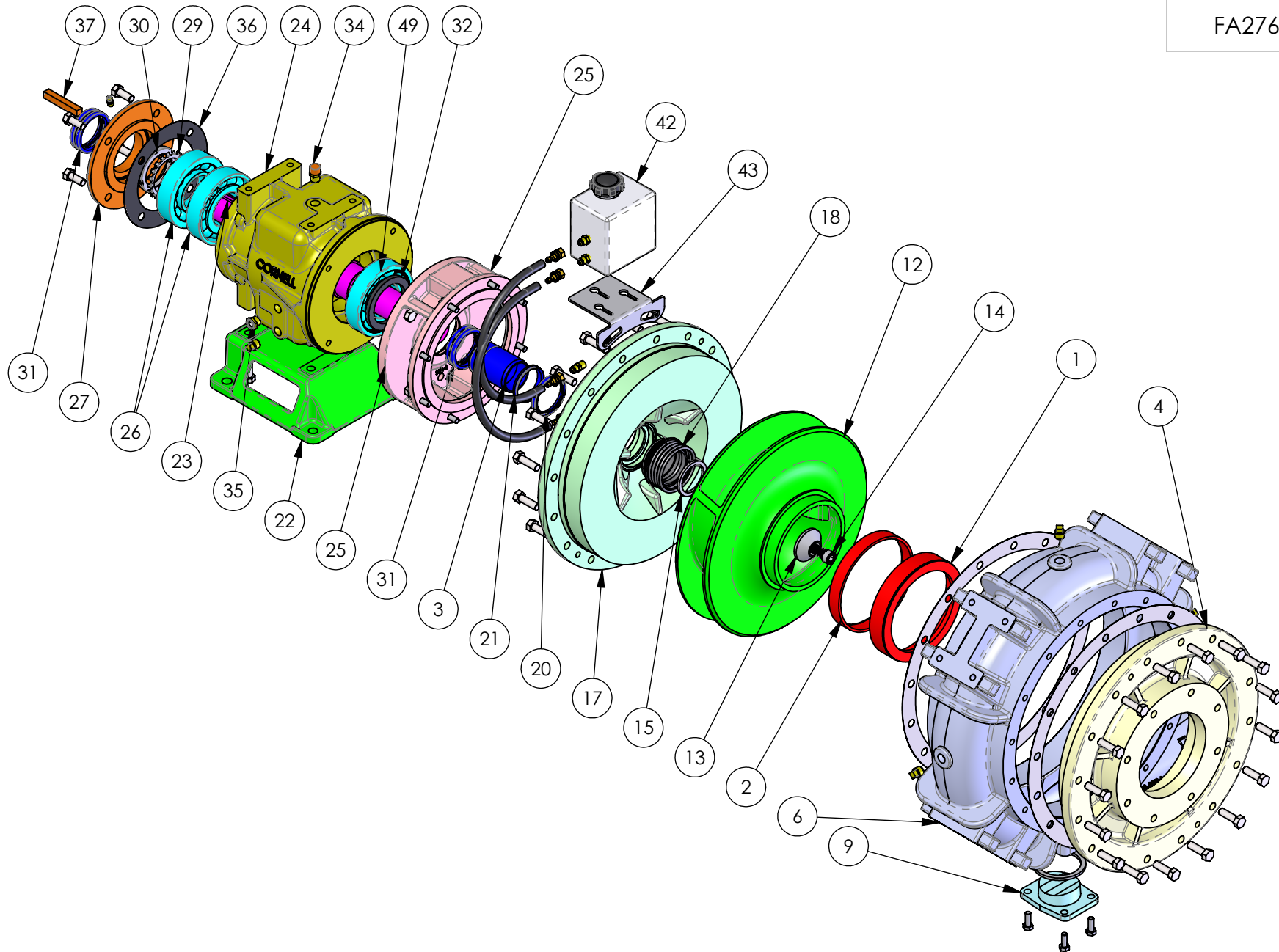
REV. NO.	DESCRIPTION	DATE	BY
	6NHTC19-F18DBK 3002S R-D		
DRAWN CTG	CHECKED	DATE	SCALE SCALE: 1:6
CORNELL PUMP COMPANY PORTLAND, OREGON			APPROX. WEIGHT (LB) 1225
			JOB NO.
			DWG. NO. FA27615
			SHEET 1 OF 3

ITEM NO.	PART NUMBER	DESCRIPTION	QTY.	ITEM NO.	PART NUMBER	DESCRIPTION	QTY.
1	A22440	WEAR RING, CASE, 6NHTB19	1	39	A14419	CPSCR, HEX .50NC X 1.50	8
2	A22441	WEAR RING, IMPELLER, 6NHTB19	1	40	A17118A	GREASE FTG .25-28 TPR THRD.	1
3	A22566	SHAFT SLEEVE 3.00 X 2.62 X 4.25 (CHROMED)	1	41	A17074A	GREASE FITTING, 1/4-28 TAPER, 90°	1
4	D24731	SUCTION COVER 6NHTB19/6NHTC (MACHINE)	1	42	B22867	RUN-DRY RESERVOIR	1
5	A14423	CPSCR, HEX .62NC X 2.00	30	43	A22880	BRACKET RUN DRY RESV, BLACK, .50 & .62 SCREW	1
6	D23503	VOLUTE 6NHTB19 (MACHINE)	1	44	A16060	WASHER, SAE .25	3
7	A659	GASKET, VOLUTE	2	45	A14430	WASHER, LOCK .25	3
8	A14433	PIPE PLUG, .50 NPT	6	46	A14415	CPSCR, HEX .25NC X .75	3
9	D4037	CLEANOUT COVER-6NHTB	1	47	A15229I	TUBE FTG - MALE 48X6X6 FLARED	2
10	A8955	GASKET CLEAN OUT COVER	1	48	A15221D	HOSE FITTING-45D FLARE SWIVEL	4
11	A14419	CPSCR, HEX .50NC X 1.25	4	49	A16814O	BEARING 18B/18DBPE	1
12	E24707	IMPELLER, 6NHTC MACHINE	1	50	A15217B	HOSE .38 ID	1
13	A11785	IMPELLER WASHER 8NH	1				
14	A14381	LOCKSCREW, .75NC X 1.75 SOC 18-8	1				
15	A21162A	THRUST WASHER 3.31 X 2.64 X .25	1				
16	A12339	IMPELLER SHIM, .015" THK	3				
17	D5309	BACKPLATE 14NHG 3" T2 SGL	1				
18	A16972O	SEAL 3002S RP	1				
19	A14423	CPSCR, HEX .62NC X 2.25	2				
20	A22401	LIPSEAL KOK. TC12241, 3.00 X 3.75 X .375	1				
21	A20634	V-RING 30053EV	1				
22	A17327	FOOT F16/F18, MACHINE	1				
23	B4569	SHAFT F18(D5220),(THREAD)6NHTB	1				
24	E4104	F18 FRAME W/ DUAL FOOT MTG. BOSSES (MACHINED)	1				
25	D5220	BRACKET - 95B4 (MACHINE DWG)	1				
26	A15019H	BEARING 18DBDE	2				
27	B3189	BEARING COVER F16K - F18K D.E.	1				
28	A15217B	HOSE .38 ID	1				
29	A14566	LOCK WASHER W-16	1				
30	A14568	M, AN-16 LOCKNUT	1				
31	A17073	LIP SEAL VA504711	4				
32	A17117	BRACKET INSERT RING	1				
33	A17119	P.E.GASKET (F16K-F18K)	1				
34	A14194	BREATHER	1				
35	A14548	VIEW GAUGE	1				
36	A17120	D.E.GASKET (F16K-F18K)	1				
37	A13518	KEY .62 X 4.00	1				
38	A14423	CPSCR, HEX .62NC X 1.50	12				


NOTE:
1. OVERALL DIMENSION MAY VARY ±.12



REV. NO.	DESCRIPTION	DATE	BY
	6NHTC19-F18DBK 3002S R-D		
DRAWN CTG	CHECKED	DATE	SCALE SCALE: 1:6
CORNELL PUMP COMPANY PORTLAND, OREGON			DWG. NO. FA27615 SHEET 2 OF 3



- NOTE:
 1. OVERALL DIMENSION MAY VARY ±.12
 2. REF:BMP257A-A00



REV. NO.	DESCRIPTION			DATE	BY
	6NHTC19-F18DBK 3002S R-D			APPROX. WEIGHT (LB)	1225
DRAWN CTG	CHECKED	DATE	SCALE	SCALE: 1:12	
CORNELL PUMP COMPANY PORTLAND, OREGON				DWG. NO.	FA27615
				SHEET 3 OF 3	